


STAPLE SET (TUFTED) ROLLER BRUSHES



IDEAL FOR:

- PHARMACEUTICAL
- PRINTING & PACKAGING
- FOOD/BEVERAGE PROCESSING
- AGRICULTURAL & TURF
- CONVEYOR CLEANING
- INDUSTRIAL APPLICATIONS

Custom made roller brushes to suit virtually any requirement or application

Available in lengths up to 3000mm long with a maximum brush diameter of 500mm.



**INDUSTRIAL
BRUSHWARE**

The Specialist Brush Manufacturers

ADELAIDE

4/12 Scarborough Way
Lonsdale SA 5160
Australia
Ph: +61 8 8387 5400
Fax: +61 8 8387 5800

AUCKLAND

16A Dent Place
Papakura 2110
New Zealand
Ph: +64 9 299 2816
Fax: +64 9 299 2936

MELBOURNE

22 Law Court
Sunshine VIC 3020
Australia
Ph: + 61 3 9310 1111
Fax: +61 3 9310 2228

SYDNEY

237 Beaconsfield St
Milperra NSW 2214
Australia
Ph: +61 2 9771 9790
Fax: +61 2 9771 4785

BRISBANE


8/1472 Boundary Road
Wacol QLD 4076
Australia
Ph: +61 7 3879 4922
Fax: +61 7 3879 4933

SINGAPORE

71 Woodlands Industrial Park E9
#06-07, Wave 9-Rectitude
Singapore
757048
Ph: +65 9187 0798

INDONESIA

Panbil Industrial Estate, B2 A, Lot 8.
Muka Kuning, Kep. Riau,
Batam-Indonesia 29433
Ph: +62 778 3720 888
Fax: +62 778 3720 777



STAPLE SET TUFTED ROLLER BRUSHES

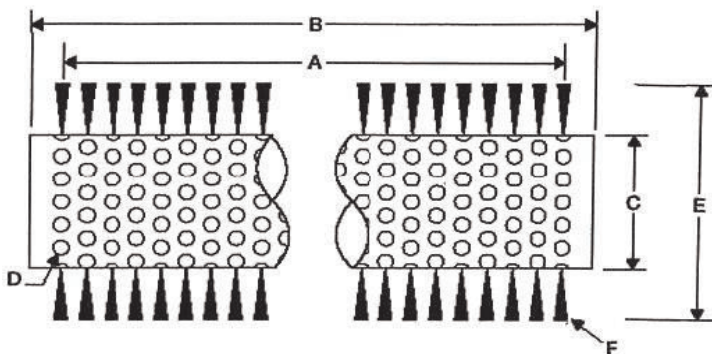
These brushes are made by stapling knots of filament into pre drilled cores in lengths of up to 3000mm. The most commonly used brush patterns are staggered rows, helix or chevron patterns with parallel & spiral rows also available. Bristles can be inserted straight into pre drilled cores or can be inserted on an angle of up to 30° in both left and right hand designs. The size and thickness of the bristle will determine the overall strength of the brush.

For lighter work it may be preferable to open up the pitch between fill holes to create a more flexible brush. For heavy work or where greater pressure is required, the pitch between the fill holes can be closed up to give a more dense stiffer brush.

Alternatively, fill materials can be made short for hard aggressive brushing or long for softer sweeping.

A full range of filaments are available, all synthetic fibres ranging from .005" (0.13mm) to 0.180" (3mm). All types of hairs, natural fibres, abrasives and wires available.

HOW TO SPECIFY YOUR PUNCH ROLLER BRUSH



- A) Brush Face =
- B) Core Length =
- C) Core O/Diam =
- D) Tuft Hole Diam =
- E) Brush O/Diam =
- F) Filament Material
- G) Pitch Along =
- H) No of Rows Around =


Tuft hole sizes available: 3mm, 3.5mm, 4.5mm, 5mm, 6.5mm, 8mm, 9.5mm, 10mm & 12mm



CHEVRON




HELIX



SPIRAL



STRAIGHT



STAGGERED



AUSTRALIAN OWNED